

vtech®

V. SMILE Baby™  
INFANT DEVELOPMENT SYSTEM

Care-Bears™



User's Manual

Care Bears™ and related trademarks © 2008 Those Characters From Cleveland, Inc. Used under license by VTech Electronics.

Dear Parent,


At **VTech**<sup>®</sup>, we know that there is nothing more special than watching your baby discover something new for the first time. These moments become even more rewarding when you see your baby share and smile in the excitement of these important discoveries. That is why **VTech**<sup>®</sup> created the **V.Smile Baby Infant Development System**<sup>™</sup>, a unique grow-with-me development system designed especially for the youngest learners aged 9 to 36 months. The learning grows as your baby grows!

The **V.Smile Baby Infant Development System**<sup>™</sup> combines a baby-friendly wireless activity panel, age-appropriate curriculum, entertaining images, and fun early learning activities into a unique experience for babies and parents to share together. The **V.Smile Baby Infant Development System**<sup>™</sup> engages even the littlest learner with three, grow-with-me play modes: Play Time, Watch & Learn, and Learn & Explore. Babies go from playing with the activity panel, to watching educational videos complete with baby sign language, to directing their own play on the TV screen by choosing subjects they want to learn.

As part of the **V.Smile Baby Infant Development System**<sup>™</sup>, **VTech**<sup>®</sup> offers a library of Baby Smartridges based on popular children's environments that engage and invite your baby to play and discover. Each Baby Smartridge features a variety of learning activities, baby sign language, 'grow-with-me' play, and lovable characters to guide your baby on a learning journey.

At **VTech**<sup>®</sup>, we are proud to provide parents with a sensory-rich learning tool for their little ones. Tapping into a baby's natural curiosity, creativity and passion for learning, **VTech**<sup>®</sup> makes every encounter an opportunity for discovery. We thank you for trusting **VTech**<sup>®</sup> with the important job of helping your child grow.

Sincerely,



Julia Fitzgerald

Vice President, Marketing

Vtech Electronics, NA



To learn more about the **V.Smile Baby Infant Development System**<sup>™</sup> and other **VTech**<sup>®</sup> toys, visit [www.vtechkids.com](http://www.vtechkids.com)

## Introduction

The Care Bears™ are having a play day at Care-a-lot Park, and your baby is invited! Your little one will learn about letters, numbers, colors, feelings and music. The Care Bears™ Play Day Baby Smartridge™ also introduces baby to play time signs with baby sign language.

## Getting Started

### Step 1: To Begin Play

To begin play, slide the ON/OFF switch on the activity panel to the ON (  ) position. Next, slide the TV Play/Play Alone switch on the activity panel to the TV Play (  ) mode.



### Step 2: Choose Your Play Mode

Slide the Mode Selector Switch on the activity panel to the Play Time Mode, Watch & Learn Mode or the Learn & Explore Mode. When you have selected a play mode, press any button to continue.



## Step 3: Select an Activity

Press a shape button to choose one of the five activities. In the Watch & Learn Mode, the Baby Sign Language icon will be added. Press the large purple button to select the Baby Sign Language activity.



## Features

### 3 Modes of Play



Play Time

#### **Play Time Mode** (Suggested ages 9 months and up)

The Play Time Mode was designed specifically with curious babies in mind. This mode of play allows babies to explore each of the activities with the press of a button. Babies will be rewarded with fun animations, sounds and basic learning curriculum.



Watch & Learn

#### **Watch & Learn Mode** (Suggested ages 18 months and up)

The Watch & Learn Mode functions as a learning video. With over thirty minutes of stimulating images and playful animations, toddlers will be introduced to a variety of learning curriculum including baby sign language, colors, shapes, numbers, vocabulary and much more.



Learn & Explore

#### **Learn & Explore Mode** (Suggested ages 24 months and up)

The Learn & Explore Mode is geared for the toddler who has the knowledge from the previous two modes and is ready to direct his/her own learning. Simple directions and questions allow toddlers to apply the new information they have acquired.

## EXIT Button

When you press the EXIT button within an activity, it will return you to the activity selection screen. When you press the EXIT button within the activity selection screen, it will return you to the mode selection screen.

## ACTIVITIES

### Educational Curriculum

Activity	Curriculum
Play Day Celebration	Music, Singing, Dancing
Feelings Faces	Feelings, Caring
Counting Hopscotch	Numbers, Counting
Alphabet in the Park	Letters, Objects
Rainbow Slide	Colors
Baby Sign Language	Play Time Signs



## Play Day Celebration



The Care Bears™ celebrate by singing and dancing at Care-a-lot Park.

### Game Play



Play Time

#### Play Time Mode:

Press the color buttons to see the Care Bears' favorite ways to dance.



Watch & Learn

#### Watch & Learn Mode:

The Care Bears sing and dance at Care-a-lot Park.



Learn & Explore

#### Learn & Explore Mode:

Choose your favorite songs for the Care Bears to sing.

At the end of each activity, you will be rewarded with a fun song!

## Feelings Faces



Grumpy Bear shows lots of feelings while he waits for Share Bear.

## Game Play



Play Time

### Play Time Mode:

Press the color buttons to explore Grumpy Bear's feelings.



Watch & Learn

### Watch & Learn Mode:

Watch Grumpy Bear as he feels different feelings while waiting for Share Bear.



Learn & Explore

### Learn & Explore Mode:

Press the color buttons to choose the face that matches Grumpy Bear's feelings.

At the end of each activity, you will be rewarded with a fun song!

## Counting Hopscotch



Share Bear learns numbers while she plays hopscotch!

## Game Play



Play Time

### Play Time Mode:

Press the color buttons to learn numbers as Share Bear jumps on the hopscotch board.



Watch & Learn

### Watch & Learn Mode:

Watch as Share Bear and Oopsy Bear learn numbers while playing hopscotch.



### Learn & Explore Mode:

Press the color buttons to help Share Bear jump on the hopscotch board.

At the end of each activity, you will be rewarded with a fun song!

## Alphabet in the Park



Oopsy Bear explores Care-a-lot Park while learning letters and objects!

### Game Play



Play Time

### Play Time Mode:

Press the color buttons to find objects at the park with Oopsy Bear.



Watch & Learn

### Watch & Learn Mode:

Join Oopsy Bear as he learns objects and the letters they start with.



Learn & Explore

### Learn & Explore Mode:

Press the color buttons to choose objects' beginning letters.

At the end of each activity, you will be rewarded with a fun song!



## Rainbow Slide



Cheer Bear learns colors as she slides down the rainbow!

### Game Play



#### Play Time Mode:

Press the color buttons to help Cheer Bear and Star Buddy fill in the colors of the rainbow.



#### Watch & Learn Mode:

Watch as Cheer Bear learns about the colors of the rainbow.



#### Learn & Explore Mode:

Press the color buttons to help Cheer Bear slide down the different stripes of the rainbow.

At the end of each activity, you will be rewarded with a fun song!

## Baby Sign Language – Time to Play



Watch as Funshine Bear introduces play signs including cheer, hop, play and share!



Watch & Learn

This activity only appears in the Watch & Learn mode. Teach baby to start talking with their hands. Research has proven that babies who sign speak earlier, experience less frustration, and benefit intellectually.

## CARE & MAINTENANCE

1. Keep your **V.Smile Baby™** clean by wiping it with a slightly damp cloth. Never use solvents or abrasives.
2. Keep the unit out of direct sunlight and away from direct sources of heat.
3. Remove the batteries when not using it for an extended period of time.
4. Avoid dropping it. **NEVER** try to dismantle it.
5. Always keep the **V.Smile Baby™** away from water.

## WARNING

A very small percentage of the public, due to an existing condition, may experience epileptic seizures or momentary loss of consciousness when viewing certain types of flashing colors or patterns, especially on television. While the **V.Smile Baby™ Infant Development System** does not contribute to any additional risks, we do recommend that parents supervise their children while they play games in front of a television. If your child experiences dizziness, altered vision, disorientation, or convulsions, discontinue use immediately and consult your physician.

Please note that focusing on a television screen at close range for a prolonged period of time may cause fatigue or discomfort. We recommend that children take a 15-minute break for every hour of play.

## TROUBLESHOOTING

Please note that if you try to insert or remove a **Baby Smartridge™** without first turning the unit OFF, you may experience a malfunction. If this happens, and the console does not respond to pressing the ON/OFF button, remove the batteries from the console unit. Then, reinstall the batteries.

## TECHNICAL SUPPORT

If you have a problem that cannot be solved by using this manual, we encourage you to visit us online or contact our Consumer Services Department with any problems and/or suggestions that you might have. A support representative will be happy to assist you.

Before requesting support, please be ready to provide or include the following information:

- The name of your product or model number. (The model number is typically located on the back or bottom of your product.)
- The actual problem you are experiencing.
- The actions you took right before the problem occurred.

Internet: [www.vtechkids.com](http://www.vtechkids.com)

Phone: 1-800-521-2010 in the U.S. or 1-877-352-8697 in Canada

## OTHER INFO

### DISCLAIMER AND LIMITATION OF LIABILITY

**VTech**<sup>®</sup> Electronics North America, L.L.C. and its suppliers assume no responsibility for any damage or loss resulting from the use of this handbook.

**VTech**<sup>®</sup> Electronics North America, L.L.C. and its suppliers assume no responsibility for any loss or claims by third parties that may arise through the use of this software. **VTech**<sup>®</sup> Electronics North America, L.L.C. and its suppliers assume no responsibility for any damage or loss caused by deletion of data as a result of malfunction, dead battery, or repairs. Be sure to make backup copies of important data on other media to protect against data loss.

**COMPANY:** **VTech**<sup>®</sup> Electronics North America, L.L.C.

**ADDRESS:** 1155 West Dundee, Suite 130, Arlington Heights, IL 60004 USA

**TEL NO.:** 1-800-521-2010 in the U.S. or 1-877-352-8697 in Canada.

### FCC Notice:

This equipment has been tested and found to comply with the limits for a Class B digital device, pursuant to Part 15 of the FCC Rules. These limits are designed to provide reasonable protection against harmful interference in a residential installation. This equipment generates, uses and can radiate radio frequency energy and, if not installed and used in accordance with the instructions, may cause harmful interference to radio communications. However, there is no guarantee that interference will not occur in a particular installation. If this equipment does cause harmful interference to radio or television reception, which can be determined by turning the equipment off and on, the user is encouraged to try to correct the interference by one or more of the following measures:

- Reorient or relocate the receiving antenna
- Increase the separation between the equipment and receiver
- Connect the equipment into an outlet on a circuit different from that to which the receiver is connected
- Consult the dealer or an experienced radio/TV technician for help

**Caution:** Changes or modifications not expressly approved by the party responsible for compliance could void the user's authority to operate the equipment.

# V. SMILE Baby™

## INFANT DEVELOPMENT SYSTEM

Expand your V.Smile Baby™ Smartridge Library  
for never-ending fun with these great titles!



©The Baby Einstein Company, LLC.



© Lyons Partnership, L.P.



™ Ragdoll WW Ltd.



© Disney

### Collect all Baby Smartridges™

*Each sold separately and subject to availability*



and many more...